



Bountiful City  
Treasurer's Report  
January 2019

# Bountiful City Treasurer's Report

## January 2019

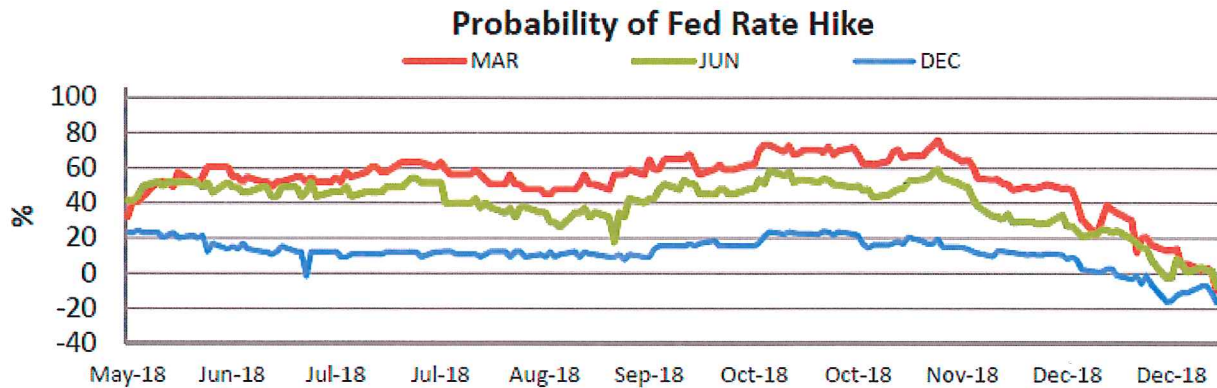
To: Mayor Randy Lewis and Bountiful City Council

The attached Treasurer's Report reflects the current schedule of investments, allocation of interest earnings, investment pool composition, and interest earnings rate comparisons for the City of Bountiful for the period ending January 31, 2019. The report reflects the most recent finalized data for financial operating results. The finalized fund balances are used to allocate interest earnings to the various funds of the city.

Bountiful City's current investment earnings rate is 280 basis points (2.80%) which is 7 basis points below the Public Treasurer's Investment Fund (PTIF) and 39 basis points above the 3 Month Treasury Bill.

The Fed Funds Market Sentiment survey of leading economists indicate a 0% chance of a rate hike for March as shown below. Less optimism - Economists are forecasting rates will stabilize for the near future and possibly be cut later in 2019.

### FED FUNDS RATE MARKET SENTIMENT



I hereby certify that all investment funds of Bountiful City are invested according to the Bountiful City Investment Policy and in accordance with the Utah Money Management Act.

Signed

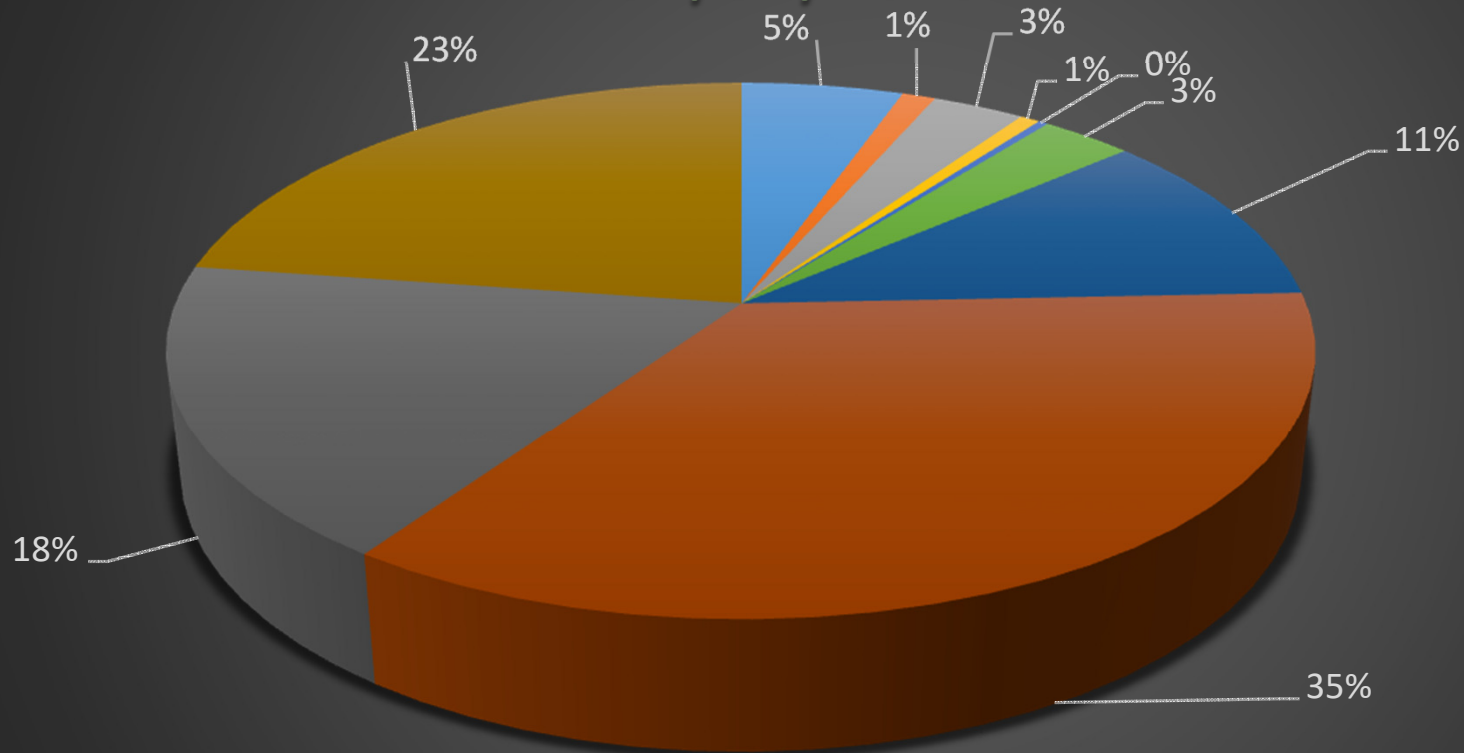
S. Ted Elder, Treasurer  
Certified Public Funds Investment Manager  
Member, Utah Money Management Council

Cc: Gary Hill, Bountiful City Manager  
Galen D. Rasmussen, Assistant City Manager

**Bountiful City**  
**DEPOSITS AND INVESTMENTS**  
as of January 31, 2019

Account or Security	Maturity Date	Coupon	Par Value	Market Price	Market/ Fair Value	Yield	Purchase Date	Safekeeping Location	Fund Assigned To	Dealer and Agent
Bank of Utah (Acct #xxxx9687)	N/A	2.81%	1,109,501.86	100.00	1,109,501.86	2.81%	11/06/16	Bank of Utah	Investment (All Funds)	Bank of Utah: Mary Ryan
Wells Fargo (Acct #xxxxx2524)	N/A	N/A	23,829.00	100.00	23,829.00	N/A	N/A	Wells Fargo	Investment (All Funds)	Wells Fargo: Devin Larson
Cache Valley Bank (Acct #xxxx3341)	N/A	2.90%	3,064,777.41	100.00	3,064,777.41	2.90%	N/A	Cache Valley Bank	Investment (All Funds)	Cache Valley Bank: Gayla Gallacher
US Bank (Acct #153xxxxx380) Operations	N/A	N/A	4,759,078.13	100.00	4,759,078.13	N/A	N/A	US Bank	Investment (All Funds)	US Bank: Chris Feinauer
US Bank (Acct #153xxxxx092) Golf	N/A	N/A	52,895.90	100.00	52,895.90	N/A	N/A	US Bank	Investment (All Funds)	US Bank: Chris Feinauer
Citizens Bank (Acct #xxxx6095) Workers Comp	N/A	N/A	19,617.54	100.00	19,617.54	N/A	N/A	Citizens Bank	Investment (All Funds)	Citizens Business Bank - Adriana German
Zions Bank (Acct #8112402) Liability Ins. Escrow	N/A	N/A	522,812.09	100.00	522,812.09	N/A	N/A	Zions Bank	Investment (All Funds)	Zions Bank - Raylyn Daniel
US Bank (Acct # xxx1000) Elec Rev Bond Fund	N/A	2.87%	325,219.51	100.00	325,219.51	N/A	N/A	US Bank	Elec Rev Bond -Bond	US Bank - Kim Galbraith
Zions Wealth Advisors (Acct# xxx776)	N/A	2.82%	681,574.24	100.00	660,756.45	2.82%	N/A	Zions	OPEB	Zions Wealth Advisors : Scott Burnett
Zions Wealth Advisors (Acct#xxxx775)	N/A	2.92%	37,994,628.45	100.00	35,105,896.42	2.92%	N/A	Zions	Investment (Cap ProjFunds)	Zions Wealth Advisors : Scott Burnett
Public Treas. Invt. Fd. (City of Bountiful #xx23)	N/A	2.87%	10,372,624.49	100.00	10,372,624.49	2.87%	N/A	Utah State Treasurer	Investment (All Funds)	Utah State Treasurer - David Damschen
Public Treas. Invt. Fd. (Landfill Escrow #xx73)	N/A	2.87%	2,197,744.36	100.00	2,197,744.36	2.87%	N/A	Utah State Treasurer	Landfill Escrow	Utah State Treasurer - David Damschen
Public Treas. Invt. Fd. (Landfill Closure #xx29)	N/A	2.87%	855,413.91	100.00	855,413.91	2.87%	N/A	Utah State Treasurer	Landfill Closure	Utah State Treasurer - David Damschen
Public Treas. Invt. Fd. (Investment Trades xx43)	N/A	2.87%	286,282.28	100.00	286,282.28	2.87%	N/A	Utah State Treasurer	Investment (All Funds)	Utah State Treasurer - David Damschen
SANTANDER UK PLC FLT 03/14/2019	3/14/2019	2.34%	2,000,000.00	100.13	2,002,570.82	4.26%	08/24/16	Wells Fargo	Investment (All Funds)	Raymond James & Assoc - Mark McKinnon
BANK OF AMERICA CORP 2.65 04/01/2019	4/1/2019	1.94%	2,000,000.00	100.00	2,000,004.54	2.65%	09/22/15	Wells Fargo	Investment (All Funds)	Raymond James & Assoc - Mark McKinnon
GOLDMAN SACHS GROUP INC FLT 04/25/2019	4/25/2019	1.75%	500,000.00	100.12	500,606.26	3.53%	09/13/16	Wells Fargo	Investment (All Funds)	Raymond James & Assoc - Mark McKinnon
CITIGROUP INC FLT 06/07/2019	6/7/2019	1.76%	2,000,000.00	100.29	2,005,821.62	3.70%	10/04/16	Wells Fargo	Investment (All Funds)	WellsFargo Brokerage - Brandon Hodge
FNMA 1.45 01/27/2020	1/27/2020	1.45%	1,400,000.00	98.94	1,385,146.00	1.45%	01/27/16	Wells Fargo	Investment (All Funds)	Raymond James & Assoc - Mark McKinnon
FFCB 1.49 03/02/2020	3/2/2020	1.49%	1,000,000.00	98.92	989,168.00	1.49%	06/10/16	Wells Fargo	Investment (All Funds)	WellsFargo Brokerage - Brandon Hodge
GOLDMAN SACHS GROUP INC FLT 03/15/2020	3/15/2020	2.47%	1,500,000.00	100.44	1,506,603.00	3.94%	11/15/17	Wells Fargo	Investment (All Funds)	Raymond James & Assoc - Mark McKinnon
NATIONAL BANK OF CANADA FLT 06/12/2020	6/12/2020	1.79%	1,000,000.00	100.22	1,002,186.08	3.34%	8/24/2017	Wells Fargo	Investment (All Funds)	WellsFargo Brokerage - Brandon Hodge
BARCLAYS BANK PLC FLT 06/16/2020	6/16/2020	1.62%	2,000,000.00	99.90	1,998,002.92	3.39%	06/22/16	Wells Fargo	Investment (All Funds)	Raymond James & Assoc - Mark McKinnon
MORGAN STANLEY FLT 06/16/2020	6/16/2020	2.23%	2,000,000.00	100.66	2,013,201.14	3.77%	8/25/2017	Wells Fargo	Investment (All Funds)	WellsFargo Brokerage - Brandon Hodge
JPMORGAN CHASE & CO FLT 03/01/2021	3/1/2021	3.46%	1,000,000.00	102.05	1,020,469.00	3.49%	3/1/2018	Wells Fargo	Investment (All Funds)	Raymond James & Assoc - Mark McKinnon
AMERICAN EXPRESS CO FLT 05/17/2021	5/17/2021	3.17%	500,000.00	99.91	499,540.00	3.37%	11/17/2019	Wells Fargo	Investment (All Funds)	Raymond James & Assoc - Mark McKinnon
HSBC HOLDINGS PLC FLT 05/25/2021	5/25/2021	3.99%	3,000,000.00	102.10	3,063,119.46	4.35%	7/20/2018	Wells Fargo	Investment (All Funds)	WellsFargo Brokerage - Brandon Hodge
FFCB 1.62 06/14/2021	6/14/2021	1.62%	2,000,000.00	97.86	1,957,238.00	1.62%	06/30/16	Wells Fargo	Investment (All Funds)	Zions Capital Markets Group - Wendy Jones
FNMA 1.6 06/30/2021	6/30/2021	1.60%	3,000,000.00	98.13	2,944,026.00	1.60%	08/02/16	Wells Fargo	Investment (All Funds)	WellsFargo Brokerage - Brandon Hodge
FHLMC 1.6 08/25/2021	8/25/2021	1.60%	2,000,000.00	97.74	1,954,772.00	1.60%	3/29/2017	Wells Fargo	Investment (All Funds)	Raymond James & Assoc - Mark McKinnon
FHLB STEP 04/27/2022	4/27/2022	1.85%	2,000,000.00	99.41	1,988,242.00	1.75%	06/16/17	Wells Fargo	Investment (All Funds)	Raymond James & Assoc - Mark McKinnon
FHLMC STEP 04/27/2022	4/27/2022	1.50%	2,000,000.00	99.58	1,991,622.00	2.00%	04/05/17	Wells Fargo	Investment (All Funds)	Raymond James & Assoc - Mark McKinnon
FFCB 2.15 09/28/2022	9/28/2022	2.15%	2,000,000.00	98.48	1,969,634.00	2.15%	9/29/2017	Wells Fargo	Investment (All Funds)	Raymond James & Assoc - Mark McKinnon
FHLB STEP 10/18/2022	10/18/2022	2.00%	1,500,000.00	99.02	1,485,327.00	2.00%	10/4/2017	Wells Fargo	Investment (All Funds)	Raymond James & Assoc - Mark McKinnon
FHLB STEP 10/27/2022	10/27/2022	2.10%	2,000,000.00	98.50	1,970,010.00	2.10%	11/01/17	Wells Fargo	Investment (All Funds)	Zions Capital Markets Group - Wendy Jones
FHLMC STEP 11/28/2022	11/28/2022	2.20%	2,000,000.00	99.44	1,988,790.00	2.20%	11/28/17	Wells Fargo	Investment (All Funds)	Raymond James & Assoc - Mark McKinnon
FHLMC STEP 12/14/2022	12/14/2022	2.00%	2,000,000.00	99.87	1,997,490.00	2.25%	12/14/17	Wells Fargo	Investment (All Funds)	Raymond James & Assoc - Mark McKinnon
Totals		2.29%	102,665,999.17		99,590,039.19	2.804%				
Prepared By:	I verify that all deposits and investments listed above meet the criteria of the Money Management Act, STE									
S. Ted Elder, City Treasurer	This entity has an investment policy in place, STE (Date of last review of Policy) 7/12/2016.									
<a href="mailto:telder@bountifulutah.gov">telder@bountifulutah.gov</a>										
801-298-6093										

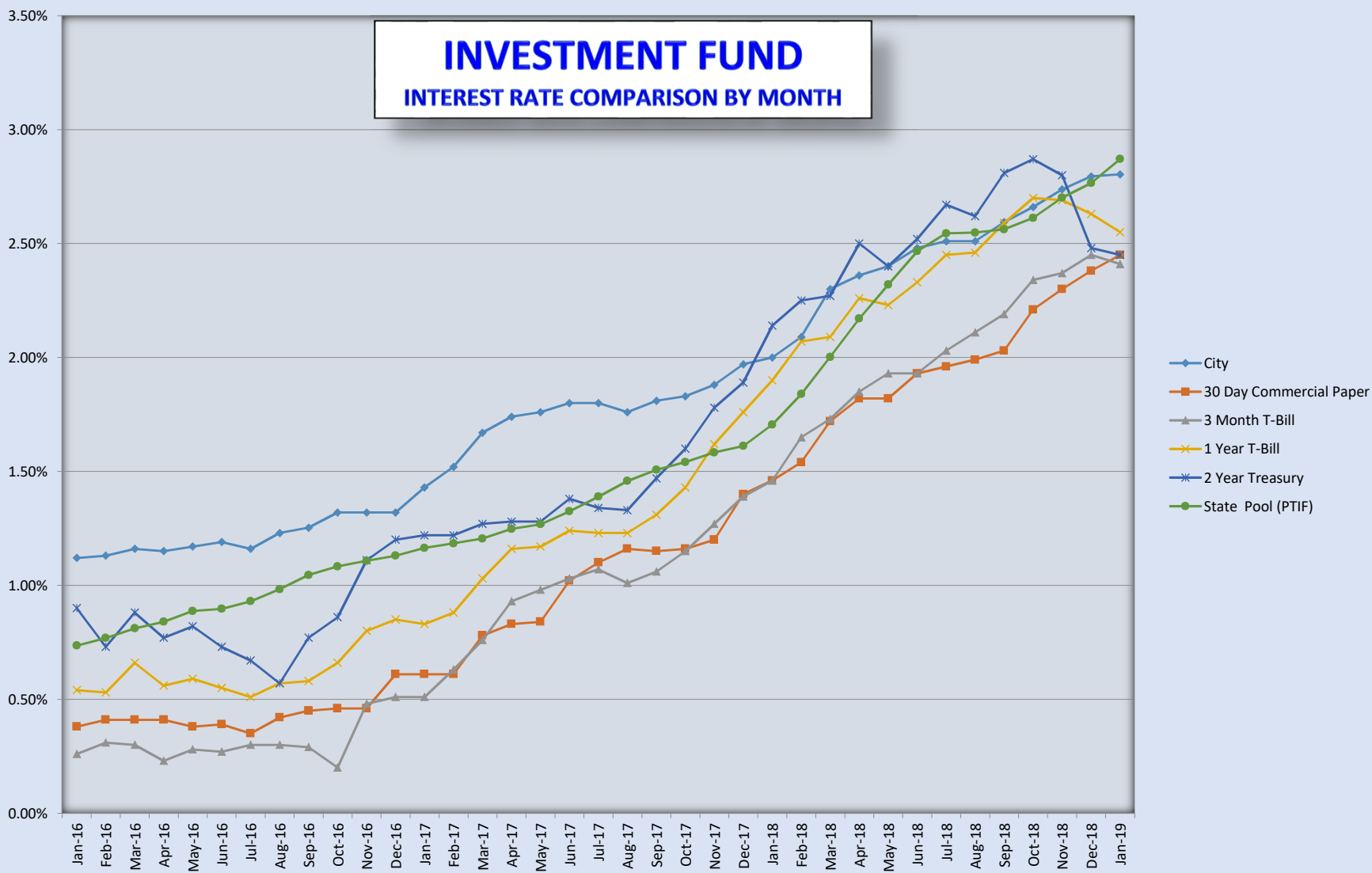
# Bountiful City Investment Pool Composition 01/31/2019



- Cash/ Savings
  CDs
  Money Market
  OPEB
- Bond Funds/Reserves
  PTIF - Landfill
  PTIF - Investment
  ZWA
- Corporate Notes
  Government Notes

# INVESTMENT FUND

## INTEREST RATE COMPARISON BY MONTH



<b>Bountiful City Advance to Investment Fund</b>				Allocable Interest	Allocable Realized		
<b>(Allocation of Interest)</b>				119,975.81	Gain/(Loss)		
<b>1/31/2019</b>					0.00		
Fund Number	Fund Name	Fund Cash Balance as of 01/31/19	Allocation Percentage	Interest Alloc. 01/31/19	Realized G/(L) Allo. 01/31/19	Net Investment Earnings	Interest Account
10.0000.143100.	General Operating	3,517,140.10	3.76%	4,515.23	0.00	4,515.23	106010-361000
30.0000.143100.	Debt Service	20,195.21	0.02%	25.93	0.00	25.93	306010-361000
44.0000.143100.	MBA	351,980.34	0.38%	451.86	0.00	451.86	446010-361000
45.0000.143100.	Cap. Imp. Operating	29,888,130.55	31.98%	38,369.73	0.00	38,369.73	456010-361000
48.0000.143100.	Recycling	12,377.94	0.01%	15.89	0.00	15.89	486010-361000
49.0000.143100.	Storm Water	1,784,356.30	1.91%	2,290.72	0.00	2,290.72	496010-361000
49.0000.143114.	Storm Water R/R	626,111.64	0.67%	803.79	0.00	803.79	
51.0000.143100.	Water- Operating	2,627,991.62	2.81%	3,373.76	0.00	3,373.76	516010-361000
51.0000.143114.	Water- Rplcmt Rsrv	513,933.57	0.55%	659.78	0.00	659.78	
53.0000.143100.	L & P Operating	20,215,992.00	21.63%	25,952.83	0.00	25,952.83	536010-361000
53.0000.143116.	L & P Rate Stabiliz.	5,451,478.88	5.83%	6,998.49	0.00	6,998.49	536010-361010
55.0000.143100.	Golf Operating	69,013.68	0.07%	88.60	0.00	88.60	556010-361000
55.0000.143114.	Golf R/R	1,512,464.07	1.62%	1,941.67	0.00	1,941.67	
57.0000.143100.	BSL Operating	4,881,237.45	5.22%	6,266.43	0.00	6,266.43	576010-361000
57.0000.143114.	BSL R/R	4,458,160.69	4.77%	5,723.29	0.00	5,723.29	
58.0000.143100.	Sanitation Operating	1,685,769.36	1.80%	2,164.15	0.00	2,164.15	586010-361000
58.0000.143114.	Sanitation R/R	146,680.29	0.16%	188.30	0.00	188.30	
59.0000.143100.	Cemetery Operating	451,150.28	0.48%	579.18	0.00	579.18	596010-361000
59.0000.143114.	Cemetery R/R	132,562.42	0.14%	170.18	0.00	170.18	
61.0000.143100.	Cptr Maint - Oper.	38,043.94	0.04%	48.84	0.00	48.84	616010-361000
61.0000.143114.	Cptr Maint - R/R	25,878.73	0.03%	33.22	0.00	33.22	
61.0000.143115.	Cptr Maint - Software	6,296.28	0.01%	8.08	0.00	8.08	
63.0000.143100.	Liability Ins. Oper.	1,887,035.47	2.02%	2,422.53	0.00	2,422.53	636010-361000
64.0000.143100.	Workers Comp. Oper.	1,414,902.10	1.51%	1,816.42	0.00	1,816.42	646010-361000
72.0000.143100.	Revolving Loan Fund	2,966,055.77	3.17%	3,807.76	0.00	3,807.76	726010-361000
73.0000.143100.	RDA Oper Fund	6,347,316.56	6.79%	8,148.55	0.00	8,148.55	736010-361000
74.0000.143100.	Cemetery Perp. Care	1,939,974.49	2.08%	2,490.50	0.00	2,490.50	746010-361000
83.0000.143100.	RAP Tax Fund	483,026.76	0.52%	620.10	0.00	620.10	836010-361000
Subtotal		93,455,256.49	100.00%	119,975.81	0.00	119,975.81	

<b>Allocable Bank</b>	
Fees for Current Month	
5,182.92	←
Bank Fees Allo. 01/31/19	Bank & Invest. Acct Fee Exp.
195.06	104140-431040
1.12	304710-431040
19.52	444110-431040
1,657.56	454140-431040
0.69	484800-431040
98.96	494900-431040
34.72	
145.75	515100-431040
28.50	
1,121.16	535300-431040
302.33	
3.83	555500-431040
83.88	
270.71	575700-431040
247.24	
93.49	585800-431040
8.13	
25.02	595900-431040
7.35	
2.11	616100-431040
1.44	
0.35	
104.65	636300-431040
78.47	646400-431040
164.49	727200-431040
352.01	737300-431040
107.59	747400-431040
26.79	838300-431040
5,182.92	